



Government of West Bengal  
Food & Supplies Department  
Khadyashree Bhawan  
11 A, Mirza Ghalib Street, Kolkata-  
700087  
<https://food.wb.gov.in>



File No. E.576061  
No.I/503198/2024

Date:04-04-2024  
ORDER

**Sub: Use of two ePoP devices in one paddy purchase centers etc.**


Electronic Point of Purchase devices has been introduced in the paddy procurement operation w.e.f. KMS 2023-24, for smooth and easy operation by the officials working in the field/ remote villages. Use of the devices is found to be user friendly and has made the entire operation in connection with paddy procurement extremely easy and fast.

From some time past, the officials like P.O. and D.O.s were demanding more ePoP devices to facilitate more farmers at a time from a paddy purchase center.

In view of facilitating more small and marginal farmers in selling their paddy and optimum utilization of ePoP, the Department has developed a facility for use of two ePoP devices in one paddy purchase center simultaneously, which will be effective immediately. However, paddy purchase can be done from one ePoP device at a time through PO's login.

The detail Standard Operating Procedure (SOP) in this regard is enclosed herewith for effective implementation of this facility.

This is issued with approval of the competent authority of this Department.


  
(Shri Pranab Biswas)  
Additional Secretary  
to the Govt. of West Bengal  
Email: proccell.fs-wb@bangla.gov.in

No.I/503198/2024/1(6)

Date:04-04-2024

Copy forwarded for information and necessary action to:-

1. The Managing Director/ Chief Executive Officer/ Branch Head, BENFED/ WBECSC/ NAFED/ CONFED/ PBAMCL/ NCCF,
2. The Director, Dte. of DDP&S/Finance, F&S Department,
3. The District Controller, F&S (all except Kalimpong),
4. The Technical Director, NIC,
5. The Authorised Officer of M/S Linkwell Telesystems Pvt. Ltd.
6. Office Copy.

  
Additional Secretary

I/503198/2024

to the Govt. of West Bengal

*Any further correspondence or communication in reference to this communication should be addressed to the signing authority and send to the email ID: [procell.fs-wb@bangla.gov.in](mailto:procell.fs-wb@bangla.gov.in)*



Government of West Bengal  
Food & Supplies Department  
Khadyashree Bhawan  
11 A, Mirza Ghalib Street, Kolkata-  
700087  
<https://food.wb.gov.in>



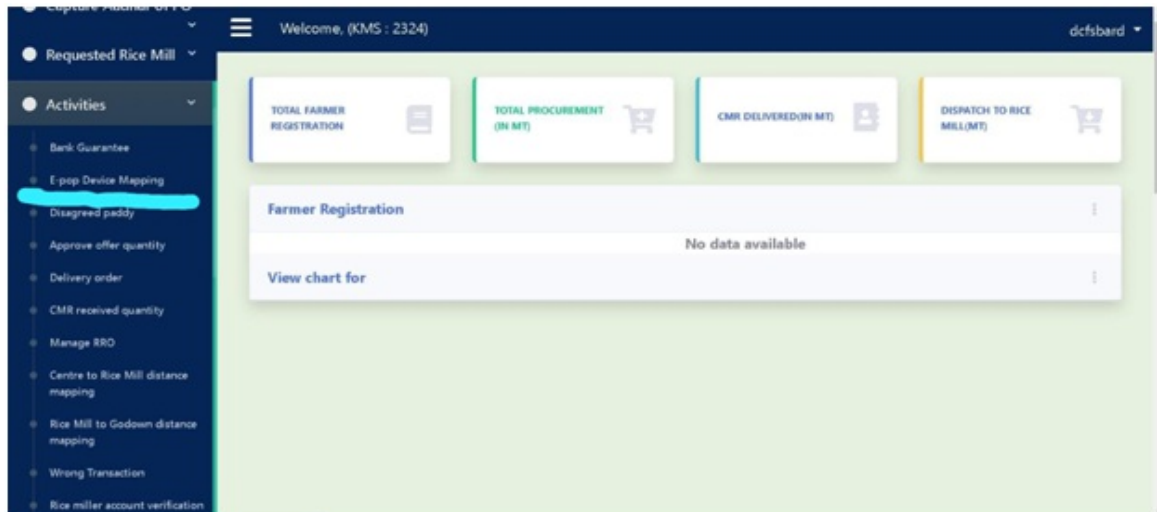
## Sub: Standard Operating Procedure(SOP) on use of two ePoP devices with one paddy purchase center

Version 1.0

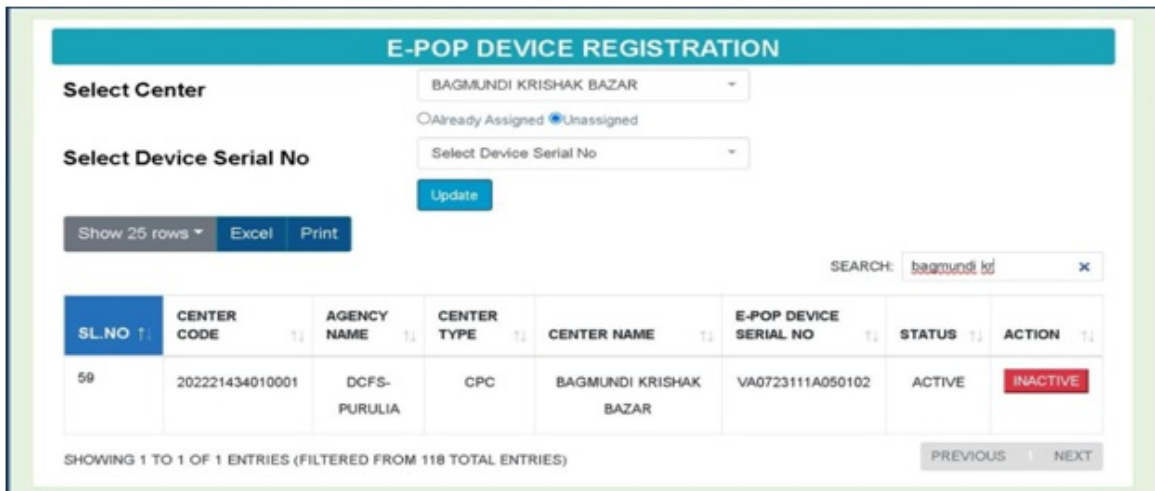
Facility has been introduced in the system so that two devices can be mapped with a single paddy purchase centre. The Purchase officer and Disbursing officer can use these two devices simultaneously. However, paddy purchase can be used by only one device at a single point of time.

1. DCF&S in any district is able to map device with a purchase centre from his login. For this, he has to click on the following menu:-

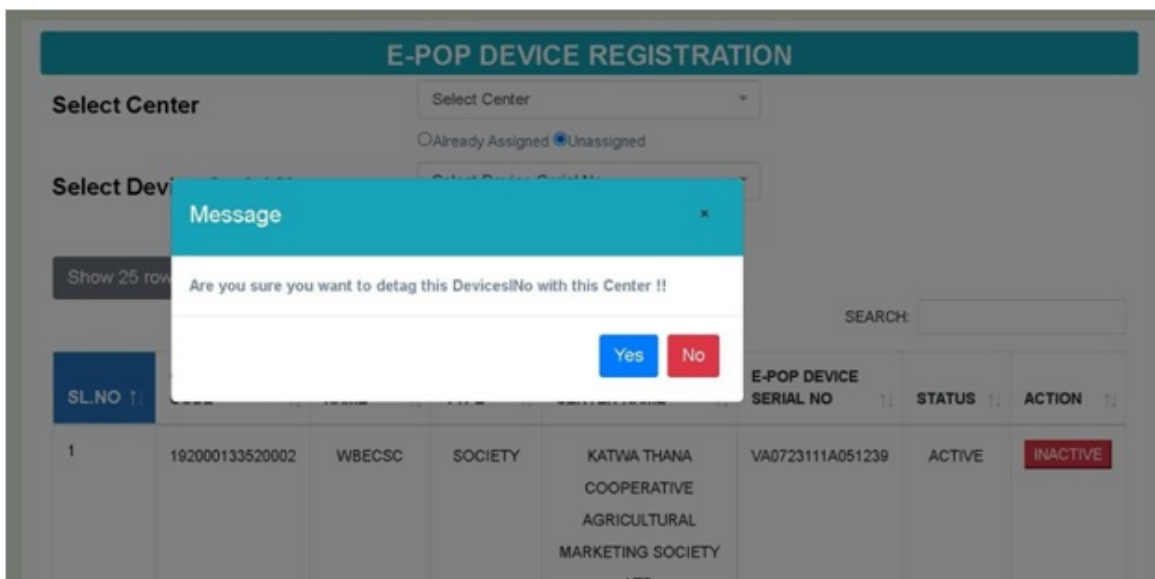
**“Activities-> E-PoP Device Mapping”**



After clicking on the menu, the DCF&S will be able to see the list of tagged devices .



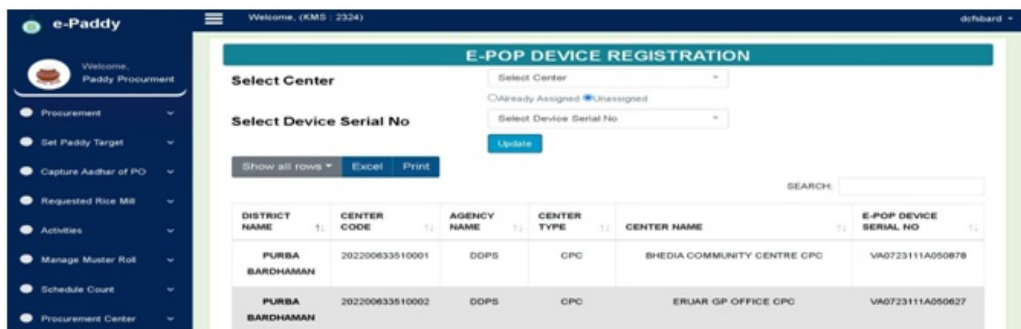
2. **De-tagging and re-tagging device:-** Already tagged device with any purchase centre may be de-tagged first. For this, the DCF&S has to click on the “Inactive” button beside the selected device as shown on screen below. Then, a confirmatory message will appear on screen by asking “Are you sure you want to detag this Device No with this centre?” If the user clicks on “OK” button, then the device will be de-tagged.



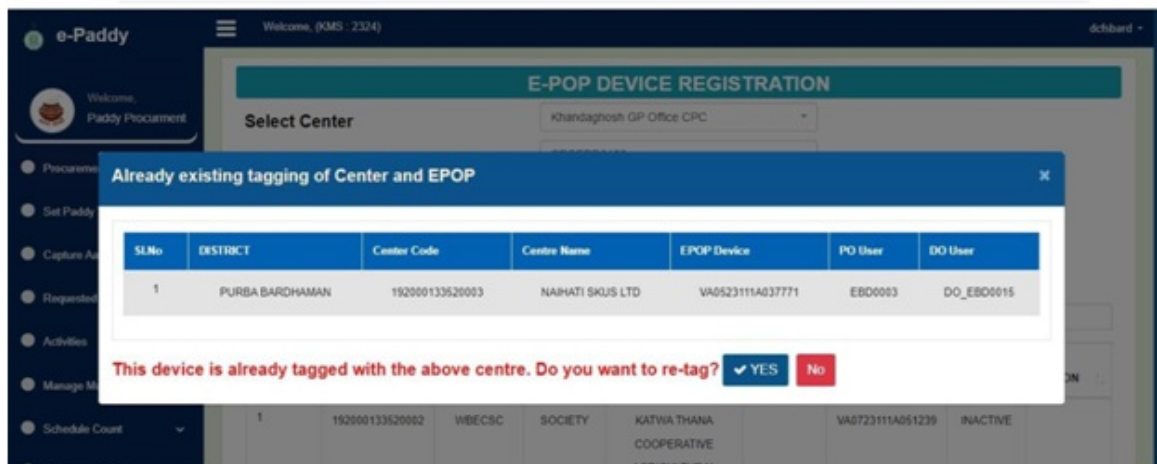
3. **Tagging of more than one device with one centre:-** Tagging of a device with more than one purchasing centre is possible now. He will select the “Active” centres in his district by selecting from the drop-down menu by choosing from “Select Center”.
- Then, for device which was already tagged with any centre,

the radio button **“Already Assigned”** should be clicked. For any device which was not tagged earlier with any centre, the radio button **“Unassigned”** should be clicked. After that, he can map by selecting the Device serial Number from the drop-down menu **“Select device Serial No.”**. Finally, he will press the **“Update”** button.

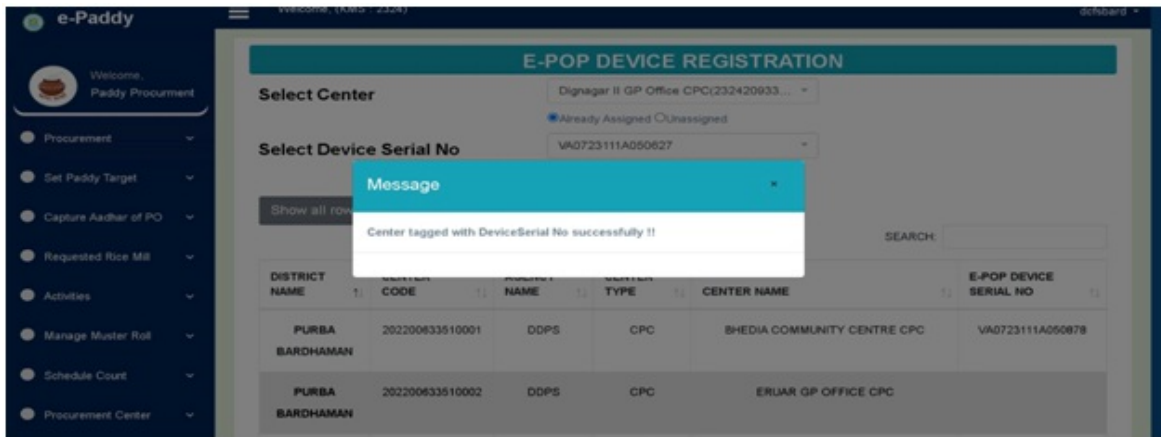
If the device is not mapped with any device earlier, then mapping will be done successfully.



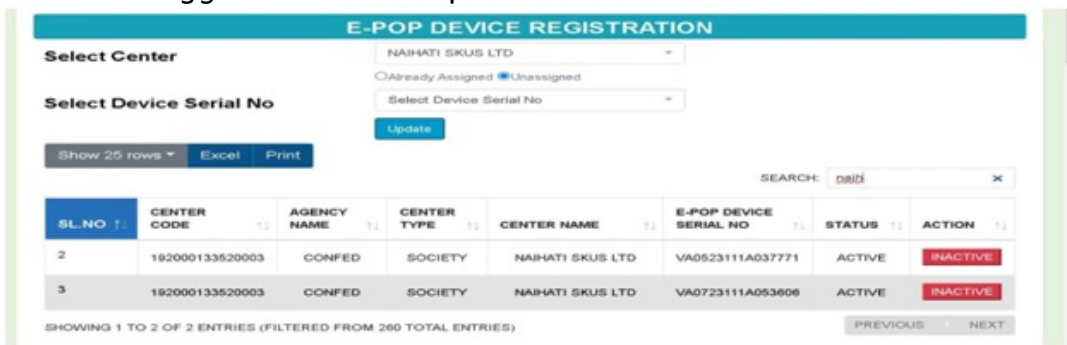
4. If during tagging of device with any centre, it is found that the same device is already tagged with another centre, then the system will show the details of such centre where the device is already tagged. If, DCF&S desires to change such tagging, he should click on the **“Update”** button and then device mapping will be changed automatically.



If the device mapping is done properly, then the system will show the confirmation message.



5. After successful tagging of 2 devices with a single centre, their details can be visible on screen. It can be visible below that the same centre (NAIHATI SKUS LTD) is tagged with 2 separate devices.



However, there is restriction of using more than two devices with a single paddy procurement centre. If, by mistake, any user tries to tag so, then the system will show him error message and will allow him to tag more than two devices with a single centre.

